



www.classicconcepts.in



6H
anti-fingerprint

ANTISCRATCH
1.5MM ACRTLIC



YOUR IMAGINATION, OUR CREATION

We have always had the desire to dream, But, more importantly, We have the ability, Which is why we have designed a collection that will extend exclusive comfort, It's valuable craftsmanship, It's rich materials and its attention to detail to the world of laminates. A collection of dreams that live in reality.

APPLICATIONS

COLLECTION

2440mm x 1220mm (8 Feet x 4 Feet)

1.5mm (1/16")

● Kitchen

Worktops • Tables • Doors
Shelves • Cabinets • Trolleys



● Bathroom

Worktops • Shelves • Cabinets



● Furniture



● Healthcare

Wall Cling and Horizontal Surfaces
Lockers • Cabinets • Trolleys



● Commercial



● Hospitality & Restaurant Tables

Counter Tops • Doors • Cubicles • Lockers • Cabinets



● Wall Cladding & Partiton



GENERAL USE & CARE GUIDE

LEASINDER Acrylic are manufactured with aesthetics and durability in mind, when used as recommended and with appropriate care, our acrylic will last through the years. LEASINDER Acrylic are easy to maintain.

ACRYLIC

Cleaning Should be done with water and a clean, non-abrasive cloth.

To remove more stubborn stains, use mild household cleansers like zoin IP gently wipe down with a non-abrasive cloth.

Avoid the use of abrasive liquid cleansers, bleaching compounds or solution as these may damage the surface of the acrylic.

Do not place hot cookware directly on the acrylic. Prolonged exposure to temperatures above 30° degree Celsius may cause damage to the acrylic surface.

Do not use the acrylic for purposes that it is not intended for (E.g. do not iron, chop, hammer or expose the acrylic to open flame.)

Outdoor application of the acrylic with exposure to direct sunlight and weather conditions are not recommended.

UV rays may reshape the acrylic.

Gloss surfaces are recommended only for vertical application.

Do not use thinner and toluene on the surface of the LEASINDER acrylics, this may cause decolorization of the surface.

Store the acrylics at temperature below 30 degree celsius.

Typically conform to internationally recognize technical standards.

Have a thickness balance of +/- 10%

Peel off the protective film within 15 days of installation



ANTISCRATCH
1.5MM ACRYLIC



Wipe the surface clean using a light circular motion



Shake it well and lightly spray on the surface

THE WAYS YOU CAN ENJOY THE ROYALNESS OF LEASINDER ACRYLIC TO MAKE YOUR DREAMS ALIVE IN SMART WAY.

To avoid the problems of appearing air bubbles and any yellow colour dullness or yellow patches problem in the acrylic sheet after installation of **LEASINDER** acrylic, Customer should know some facts before buying **LEASINDER** acrylic.

As **LEASINDER** acrylic is 6H Acrylic acrylic which have the scratch resistance characteristic and look like back painted glass colour acrylic.

Please Follow some fact about installation of **LEASINDER** acrylic.

Please check the acrylic at the time of delivery, check it whether it was not damage in transportation & handling and then use for installation.

Before installing **LEASINDER** acrylic make sure that substrate (Plywood, MDF, Particle Board) is good and superior quality of calibrated thickness and even surface.

If there is usage of any inferior quality or not as per standard quality dipped plywood and dipped lipping patti, kindly scrub dipped colour layer by using sand paper. Then use **LEASINDER** acrylic to avoid yellow colour patches.

Clean the surface of substrate (Plywood, MDF, Particle Board) to make free from dust or grease by cloth, soft brush, sponge or sand paper.

Always use acrylic glue.

Stir the adhesive before using it, and do not mix water in adhesive.

Spread the adhesive uniformly by brush, roller or adhesive spreader on both **LEASINDER** acrylic and substrate (Plywood, MDF, Particle Board).

Use soft pinch roller or normal pressing technique at the time of pressing **LEASINDER** acrylic on the substrate (Plywood, MDF, Particle Board). And also pressing should be done from the middle of the panel and move towards to side line and corners of panel. So that air between the **LEASINDER** acrylic and substrate (Plywood, MDF, Particle Board) will Remove.

Please make sure, to give sufficient amount of pressing to **LEASINDER** acrylic for almost 24hrs to achieve full bonding strength.

Please do not use synthetic rubber adhesive (SR, JAT Pat, Bostic, Heatxetc.)

After the installation of **LEASINDER** acrylic please avoid the direct sunlight on it.

Please don't place hot cookware directly on the **LEASINDER** acrylic. Prolonged exposure to temperature above 30°C may cause patches to **LEASINDER** acrylic.

IMPORTANT INFORMATION



WHY AIR BUBBLE APPEARS IN BETWEEN ACRYLIC AND SUBSTRATE (PLYWOOD, MDF, PARTICLE BOARD) AFTER THE INSTALLATION?

The reasons which lead to air bubble problems are follow as:

- Bonding of acrylic under high humidity atmosphere
- Using of water base synthetic resin adhesive or other than PEVA (Polyethylene Vinyl Acetate Co-polymer) adhesive may also lead to air bubble after the installation acrylic.
- Many time due to uncertain weather conditions Substrate (Plywood, MDF, Particle Board) absorbs moisture. after few days of installation acrylic on substrate, substrate gradually loses moisture, that moisture is the result of air bubble between acrylic and substrate after installation
- Using odd uneven surface Substrate (Plywood, MDF, Particle Board) Lead to debone at particular area of acrylic sheet and air bubble appear at that area after the installation
- Lack of pressing and short period of pressing at the time of bonding period of Acrylic also lead to air bubble after the installation of acrylic.

WHY YELLOW PATCHES AND COLOUR FADE PROBLEM APPEARS AFTER THE INSTALLATION OF ACRYLIC?



The reason behind these problems are as follows :


- When Acrylic experience the direct fall of sunlight on it which leads to discolouring, fading and yellowness in acrylic.
- Using of inferior quality or not as per standard quality dipped plywood & dipped lipping patti may lose the colour due to chemical reaction between adhesive at the time of bonding period and yellow patches appear after the installation.
- Using if synthetic rubber adhesive (SR / JatPat, Bostic, Heatex) lead to brown or occur colour patches on Acrylic acrylics.
- Prolonged exposure temperature above 30° or placing hot cookware directly on the Acrylic cause patches on Acrylic surface.




ANTISCRATCH
1.5MM ACRYLIC



1.5MM
THICKNESS



ORIGINAL
PURE ACRYLIC



ANTIYELLOW



WATER
RESISTANT



ANTI
FINGER



LS - 401



LS - 402



LS - 403



LS - 404



There can be colour variation in material from different batches. It is advised to use same batch material to avoid colour variations. Actual colours of the laminates sheet may vary from this brochure.



ANTISCRATCH
1.5MM ACRYLIC



1.5MM
THICKNESS



100%
ORIGINAL
PURE ACRYLIC



ANTI YELLOW



WATER
RESISTANT



ANTI
FINGER



LS - 201



LS - 202



There can be colour variation in material from different batches. It is advised to use same batch material to avoid colour variations.
Actual colours of the laminates sheet may vary from this brochure.



ANTISCRATCH
1.5MM ACRYLIC



1.5MM
THICKNESS



100%
ORIGINAL
PURE ACRYLIC



ANTI-YELLOW



WATER
RESISTANT



ANTI-
FINGER



LS - 203



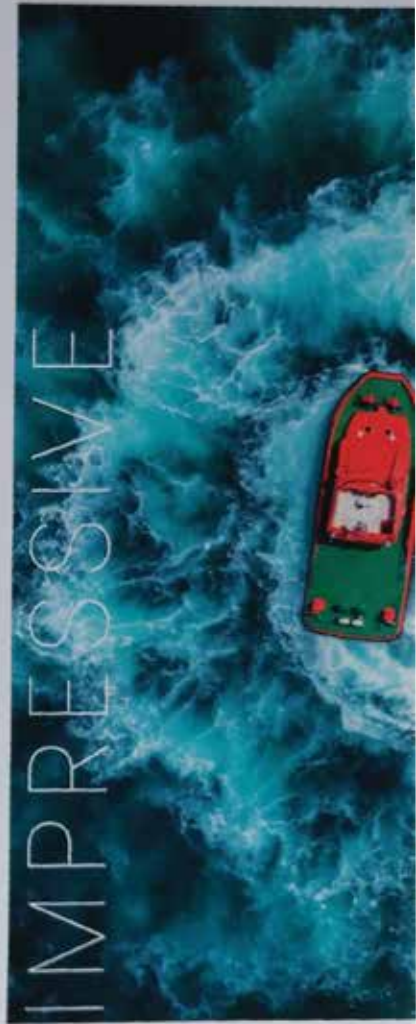
LS - 204




LS - 205



LS - 206



There can be colour variation in material from different batches. It is advised to use same batch material to avoid colour variations.
Actual colours of the laminates sheet may vary from this brochure.




ANTISCRATCH
1.5MM ACRYLIC



1.5MM
THICKNESS



100%
ORIGINAL
PURE ACRYLIC



ANTI YELLOW



WATER
RESISTANT



ANTI
FINGER



LS - 207




LS - 208



LS - 209



LS - 210





ANTISCRATCH
1.5MM ACRYLIC





1MM
THICKNESS



100%
ORIGINAL
PURE ACRYLIC



ANTI YELLOW



WATER
RESISTANT



ANTI
FREEZE



LS - 211



LS - 212



LS - 213



LS - 214



There can be colour variation in material from different batches. It is advised to use same batch material to avoid colour variations. Actual colours of the laminates sheet may vary from this brochure.



ANTISCRATCH
1.5MM ACRYLIC



1.5MM
THICKNESS



100%
ORIGINAL
PURE ACRYLIC



ANTI-YELLOW



WATER
RESISTANT



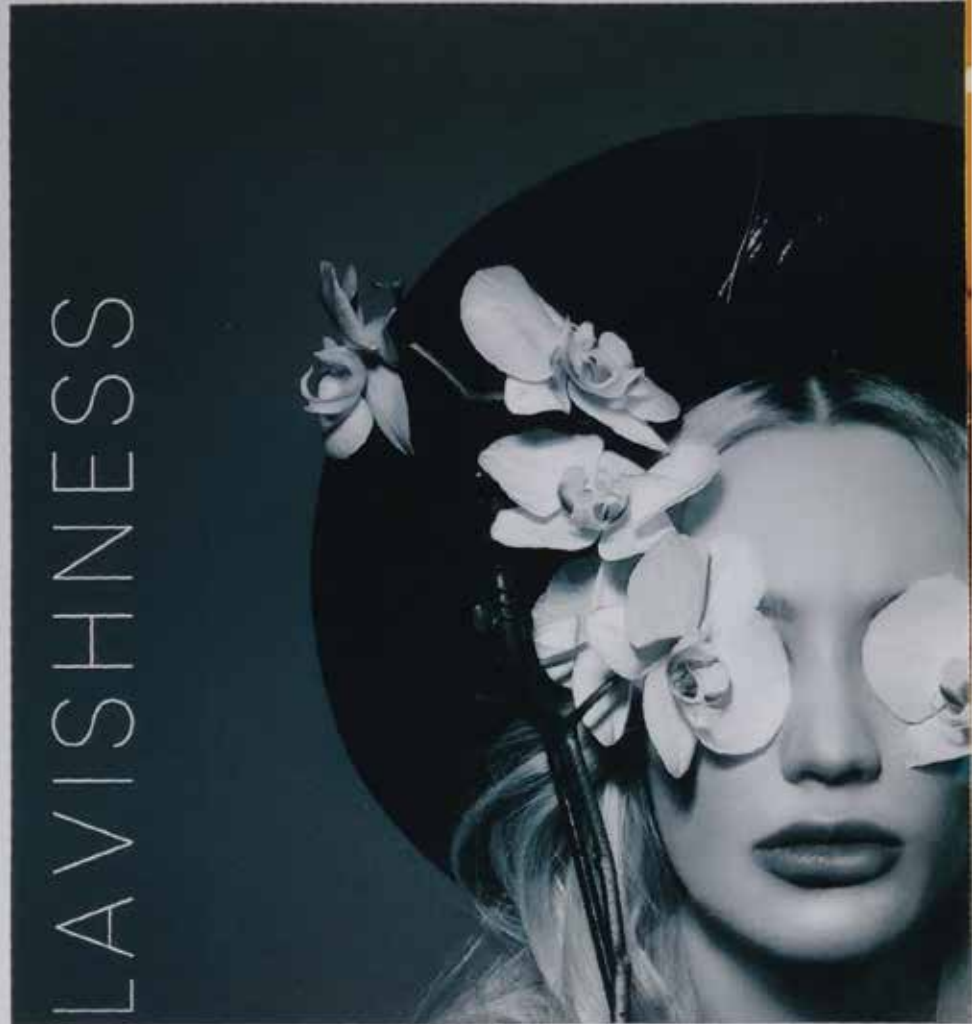
ANTI-
FINGER




LS - 215



LS - 216





ANTISCRATCH
1.5MM ACRYLIC



1.5MM
THICKNESS



100%
ORIGINAL
PURE ACRYLIC



ANTI-YELLOW



WATER
RESISTANT



ANTI-
FINGER



LS - 217



LS - 218



LS - 219



LS - 220



There can be colour variation in material from different batches. It is advised to use same batch material to avoid colour variations. Actual colours of the laminates sheet may vary from this brochure.



ANTISCRATCH
1.5MM ACRYLIC



1.5MM
THICKNESS



100%
ORIGINAL
PURE ACRYLIC



ANTI YELLOW



WATER
RESISTANT



ANTI
FINGER



LS - 221



LS - 222



LS - 223



LS - 224



There can be colour variation in material from different batches. It is advised to use some batch material to avoid colour variations. Actual colours of the laminates sheet may vary from this brochure.



ANTISCRATCH
1.5MM ACRYLIC



1.5MM
THICKNESS



ORIGINAL
PURE ACRYLIC



ANTI YELLOW



WATER
RESISTANT



ANTI
FINGER



LS - 225



LS - 226




LS - 227



LS - 228



There can be colour variation in material from different batches. It is advised to use same batch material to avoid colour variations. Actual colours of the laminates sheet may vary from this brochure.



ANTISCRATCH
1.5MM ACRYLIC



LSAN
THICKNESS



100%
ORIGINAL
PURE ACRYLIC



ANTI YELLOW



WATER
RESISTANT



ANTI
FINGER



LS - 301



LS - 302



LS - 303



LS - 304





ANTISCRATCH
1.5MM ACRYLIC



1.5MM
THICKNESS



100%
ORIGINAL
PURE ACRYLIC



ANTI-YELLOW



WATER
RESISTANT



ANTI-
FINGER



LS - 305



LS - 306



LS - 307



LS - 308



LS - 309



LS - 310

There can be colour variation in material from different batches. It is advised to use same batch material to avoid colour variations.
Actual colours of the laminates sheet may vary from this brochure



ANTISCRATCH
1.5MM ACRYLIC



1.3MM THICKNESS



100% ORIGINAL PURE ACRYLIC



ANTI-YELLOW




WATER RESISTANT



ANTI-FINGER



GOLDEN - 6H



SILVER - 6H



COPPER - 6H



GREY - 6H



ROSE GOLD - 6H



BRONZE - 6H

There can be colour variation in material from different batches. It is advised to use same batch material to avoid colour variations. Actual colours of the laminate there may vary from this brochure.



1.5mm MATT ACRYLIC LAMINATES

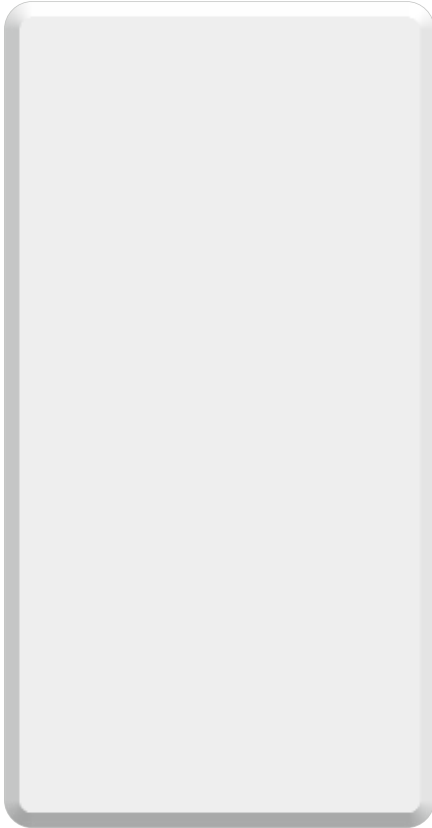
1.5mm
SOFT TOUCH
ZERO MATT

6H
anti-fingerprint

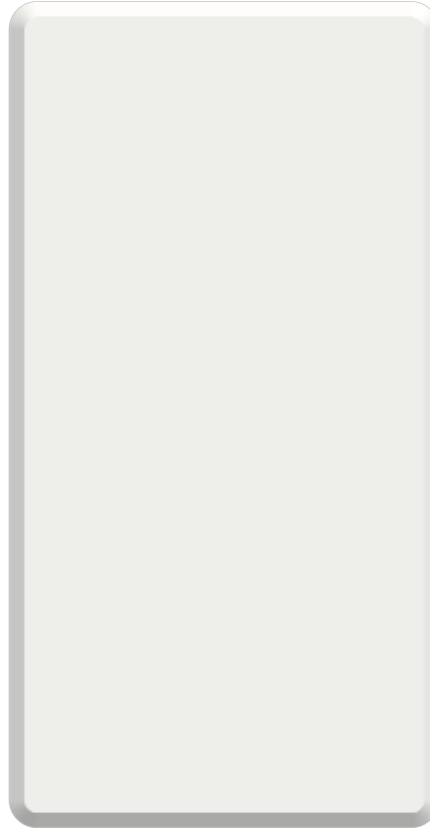
Splendid *Creations*




Décor shades in Laminter take many forms, drawing inspiration from various global cultures with materials rich in colours and global decorative elements.



SM -01



SM -02




*There can be colour variation in material from different batches, It is advised to use same batch material to avoid colour variations.
Actual colour of Skinny Sheet may vary from this brochure.


Bohemian *Brilliance*

Superbly enhanced with solid colors, the enabling power of colors, when making it the centerpiece, typically impresses on opulence, classiness and contemporaryness.






SM -03



SM -04



SM -05



1.5mm
THICKNESS



ZERO
MATT



SOFT
TOUCH



ANTI
FINGERPRINT

*There can be colour variation in material from different batches, It is advised to use same batch material to avoid colour variations.
Actual colour of Skinny Sheet may vary from this brochure.


Heavenly *Resplendence*

Styles from around the world are mixed and matched to create a new global and aesthetically pleasing interiors celebrating a wide range of influences and inspirations from around the world.





SM -06



SM -07



SM -08



1.5mm
THICKNESS



ZERO
MATT



SOFT
TOUCH



ANTI
FINGERPRINT

*There can be colour variation in material from different batches, It is advised to use same batch material to avoid colour variations.
Actual colour of Skinny Sheet may vary from this brochure.


Tempting *Creations*




For textures that have been created to spread an alluring finesse, own it to experience the charm.



SM -09



SM -10



SM -11



1.5mm
THICKNESS



ZERO
MATT



SOFT
TOUCH




ANTI
FINGERPRINT

*There can be colour variation in material from different batches, It is advised to use same batch material to avoid colour variations.
Actual colour of Skinny Sheet may vary from this brochure.


Ultimate *Degarce*



Let your surrounding speak the language of unmatched urbanity with these exceptional acrylic.



SM -12



SM -13



SM -14



1.5mm
THICKNESS



ZERO
MATT



SOFT
TOUCH



ANTI
FINGERPRINT

*There can be colour variation in material from different batches, It is advised to use same batch material to avoid colour variations.
Actual colour of Skinny Sheet may vary from this brochure.

Vivacious *Ecstasy*

Interiors will become even more layered with contrasting elements and periods of style. The vibrant colours, motifs and patterns in Cross Culture trend create dynamic, multicultural settings sometimes by incorporating any kind of exotic elements.






SM -15



SM -16



SM -17



1.5mm
THICKNESS



ZERO
MATT



SOFT
TOUCH




ANTI
FINGERPRINT

*There can be colour variation in material from different batches, It is advised to use same batch material to avoid colour variations.
Actual colour of Skinny Sheet may vary from this brochure.

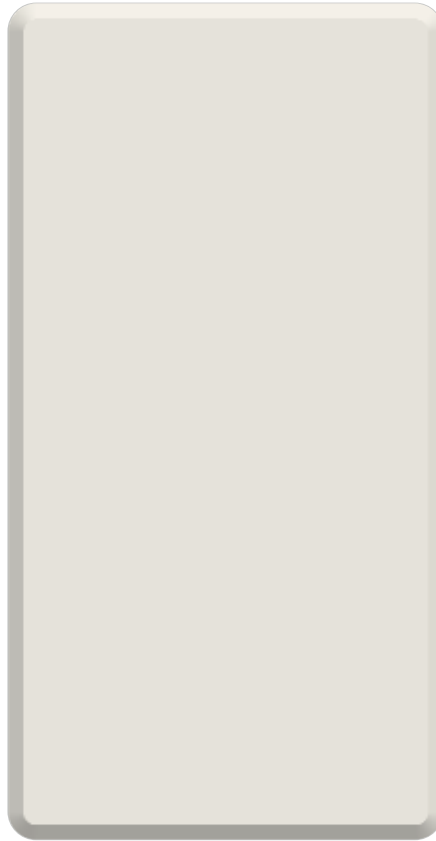
Dazzling *Splendor*




let these unostentatious surfaces take over your arena
and spread the enigmatic charm of nature all around.



SM -18



SM -19



SM -20



*There can be colour variation in material from different batches, It is advised to use same batch material to avoid colour variations.
Actual colour of Skinny Sheet may vary from this brochure.

REASONS FOR AIR BUBBLE FORMATIONS ON ACRYLIC SHEETS



Acrylic are bonded in extremely humid conditions.



Use of water base synthetic resin adhesive any other the PEVA (Polyethylene Vinyl Acetate Co-polymer)



When substrate loses moisture after installation



Debonding in certain areas because of uneven substrate surface.



Insufficient or lack of pressing during the bonding period of laminate



Use of extremely large acrylic/PVC laminate sheets (more than 8 ft x 2 ft long)

To avoid de lamination / air bubbles in between ply and laminate the above steps should be taken care of.
Bonding of acrylic sheets shouldn't be completed under high humidity

DISCLAIMER :

- Do not use plywood with high moisture content
- Do not use ply with uneven surface
- Avoid using inferior quality adhesive
- Apply sufficient pressure
- We do not recommend pasting of sheets on the printed/branding area of the plywood

DO'S & DON'T'S :

1. Store the laminates below 30°C temperature. To avoid the inside cracks & stretch line, do not store acrylic sheet in roll form.
2. Clean the surface of laminate with water and clean, non-abrasive cloth. We recommend cleaning with COLIN glass cleaner and soft Micro fibre cloth.
3. Glossy surfaces recommended to use in vertical applications.
4. Do not use cleaners based on alcohol, solvent, petrol, pinewood or oil as these may damage the surface of the laminate. Do not use cloth other than micro fibre.
5. Do not use thinner on the surface of LEASINDER laminates.
6. Do not place hot cookware directly on the laminate as the exposure to temperatures above 30°C may cause damage to the laminate surface.
7. Outdoor application of the laminate with exposure to direct sunlight and weather conditions are strict not recommended. UV rays may de-shape the laminate.

There can be colour variation in material from different batches. It is advised to use same batch material to avoid colour variations. Actual colour of the Acrylic sheet may vary from this brochure.



Parameters	LEASINDER Acrylic Laminate	High Gloss Laminate Mica	PU Coating / Duco Paint	Back Painted Glass
Gloss Level	>90	>70	>85	>85
Scratch Proof	6H Antisractch	No	No	No
Color Consistency	Excellent	Not Good	Not Good	Not Good
Orange Peel	No	Yes	Yes	No
UV Resistance	Excellent	Bad	Bad	Bad
Water Resistance	Excellent	Bad	Bad	Excellent
DRY Heat Resistance	Excellent	Good	Bad	Bad
Volatile Organic Compounds (VOCs)	No	Yes	Yes	Yes

PANEL STRUCTURE



LIMITED WARRANTY

LEASINDER Products are tested to be reasonably free of defects, and when used and fabricated properly they will comply with the applicable manufacturing specifications within realistic deviations. We recommend customers to inspect properly before installing. LEASINDER warranty in on way covers defects and non-compliance from or otherwise attributable to any other causes, including without limitation the following:

- Improper handling / transportation / storage of LEASINDER
- Improper installation of LEASINDER
- Improper or unintended usage of LEASINDER
- Lack of or improper maintenance of LEASINDER
- Exposure to high temperatures
- Unauthorized alteration to the products Outdoor applications
- There will be no guarantee or exchange under any circumstances
- Color variations in products from different batches are possible
- We recommend using products from same batch to avoid color variations
- This brochure is for presentation purposes only. Actual colors may differ.



CLASSIC CONCEPTS[®]

acrylic by design



Factory : 1-6-44/2, Muthyam Reddy Estate, Yadamma Nagar, Alwal, Secunderabad,
Telangana State - 500015 .INDIA

Contact : 733 7222 878, 876, 875, 874, 99593 62437

Email : classicconcepts52@gmail.com Web : www.classicconcepts.in